



2002 REVIEW



CESAR CASTILLO




MIKE ESPOSITO



SERGIO GARCIA



Arizona State Baseball 2002 REVIEW



Mike Esposito

The Sun Devils finished the 2002 season ranked 19th (*Baseball Weekly*) and 22nd (*Baseball America*) in the nation after going 37-21 overall...the Devils also finished third in the Pac-10 with a 15-9 league mark...the squad advanced to the NCAA Tournament for the third year in a row and the fifth time in the last six years under head coach Pat Murphy...the postseason appearance was the 26th in school history...ASU also hosted an NCAA regional for the second time in the last three years...ASU went 2-2 in the regional tournament, winning a pair of games over San Diego and dropping a pair of games to No. 1 seed Houston...the team went 26-9 at Hohokam Park and 3-0 at Packard Stadium in 2002...ASU extended its NCAA-record consecutive-game scoring streak to 433 games, scoring at least one run in all 58 games in 2002...ASU also extended its streak to being ranked in the national polls for 58 straight weeks...the Devils were limited to one run in only two of those games...Murphy reached several coaching milestones during 2002, including recording his 600th career Division I victory (March 8 vs. UNLV), coaching in his

1,000th career game (April 21 vs. Cal) and winning his 300th game as a Sun Devil (May 17 vs. USC)...the team played an exceptionally tough schedule, going 8-10 vs. ranked opponents...as a team, the Devils hit .310 with 38 home runs...the pitching staff recorded the best ERA in Murphy's eight-year tenure with a 4.40 mark...the 4.40 ERA was ranked second in the Pac-10 behind Stanford...Andre Ethier was named to the All-Pac-10 team, leading the Devils in hitting in

league games at .431...freshman Dustin Pedroia was also named to the All-Pac-10 team and was selected as one of 22 players to represent the USA this summer for the USA Baseball National Team...Pedroia finished fourth on the team in hitting at .347, led the team with 27 multihit games and set the ASU freshman record with 82 hits...Pedroia also hit .381 in Pac-10 play and was the only Sun Devil to start and play in all 58 games in 2002...starting at three positions (2B, 3B and SS), Pedroia made only four errors in 223 total chances for a .982 fielding percentage...sophomore first baseman Jeremy West was the Devils' third member of the All-Pac-10 first team, leading the team in several offensive categories...West clubbed 13 home runs, led the Pac-10 with 71 RBI and finished third on the team in hitting with a .356 batting average...he was one of only two players in the league to be named Pac-10 Player of the Week twice...sophomore Steve Garabrants led the Pac-10 with seven triples and ranked fourth in the league with 16 stolen bases...senior Sergio Garcia added to his Big 12 Honorable Mention selection at Oklahoma with his 2002 Pac-10 award of the same kind...Garcia became the first

GAMES WITH AT LEAST ONE HIT

Allen	40 of 56 games
Bocchi	6 of 14 games
Cadena	14 of 38 games
Castillo	19 of 31 games
Ethier	36 of 48 games
Garcia	25 of 39 games
Garabrants	39 of 51 games
Gosewisch	5 of 19 games
Kartler	2 of 9 games
Kinsler	12 of 23 games
Larish	24 of 34 games
McKenna	19 of 31 games
Pedroia	46 of 58 games
Schutt	11 of 24 games
Sheaffer	27 of 36 games
Walsh	14 of 37 games
West	42 of 56 games
Wyrick	12 of 23 games

HOME RUN BREAKDOWN

Total Home Runs	38
Solo Home Runs	21
Two-Run Home Runs	6
Three-Run Home Runs	10
Grand Slams	1
Back-to-Back	0
First Inning	3
Second Inning	1
Third Inning	5
Fourth Inning	3
Fifth Inning	4
Sixth Inning	9
Seventh Inning	5
Eighth Inning	7
Ninth Inning	1

DEVILS IN THE POLLS...

	BA	BW	CB
PS	18	17	20
2/4	NP	NP	20
2/11	13	5	13
2/18	16	8	15
2/25	21	15	18
3/4	21	15	18
3/11	17	11	15
3/18	23	15	20
3/25	20	15	19
4/1	19	14	20
4/8	23	16	22
4/15	23	14	22
4/22	NR	17	30
4/29	NR	19	NR
5/6	NR	19	NR
5/13	NR	20	NR
5/20	24	17	24
5/27	21	15	21
Final	22	19	26

GAMES WITH AN RBI

Allen	29 of 56 games
Bocchi	2 of 14 games
Cadena	12 of 38 games
Castillo	13 of 31 games
Ethier	23 of 48 games
Garcia	11 of 39 games
Garabrants	20 of 51 games
Gosewisch	2 of 19 games
Kartler	2 of 9 games
Kinsler	7 of 23 games
Larish	12 of 34 games
McKenna	11 of 31 games
Pedroia	32 of 58 games
Schutt	3 of 24 games
Sheaffer	11 of 36 games
Walsh	8 of 37 games
West	32 of 56 games
Wyrick	8 of 23 games

EXTRA-BASE HITS

West	35
Garabrants	24
Allen	23
Ethier	21
Pedroia	16
Larish	11
Castillo	10
Cadena	8
Sheaffer	7
McKenna	5
Garcia	5
Wyrick	4
Kartler	3
Walsh	2
Schutt	2
Kinsler	2
Bocchi	2





Steve Garrabrants and Rodney Allen played in the Cape Cod League over the summer.

Sun Devil since the 2000 season to record five hits in a game...freshman Nick Cadena tied for fifth in ASU freshman history with six home runs...Cadena also led the team with two multi-home-run games...senior catcher Cesar Castillo hit .305 after becoming the starting catcher and was named to the NCAA regional all-tournament team...relief pitcher Ryan Schroyer led the Pac-10 in ERA with a 2.37 mark and finished second with eight saves...he was a combined 3-0 with eight saves and a 1.54 ERA in 21 relief appearances...he ranked 23rd in the nation in ERA, tied for 33rd in saves and 13th with 11.1 strikeouts per nine innings...junior Carlos Arguello was 5-1 with a 2.01 ERA and earned two wins in the NCAA Tournament...redshirt sophomore Mike Esposito led the team with nine wins and ranked third in the league with 93 strikeouts and eighth with a 3.72 ERA...Esposito registered the sixth most strikeouts in a single game in school history when he had 17 vs. Washington (3/28)...of the Sun Devils' 38 home runs, 21 were solo home runs, six two-run, 10 three-run and one grand slam...West led the team with 35 extra-base hits, adding 18 doubles and four triples to his 13 home runs...the Sun Devils used 44 different starting lineups by batting order during the season and 31 different combinations in the field...the Devils scored 52 percent of their runs with two outs (232 of 450)...ASU scored at least one run in the first inning in 30 of its 58 games (52 percent), going 24-6 in those games.

PEDROIA HAS STELLAR FRESHMAN YEAR

Freshman Dustin Pedroia became the second freshman in ASU history to earn All-Pac-10 First Team honors. He had a stellar rookie season, hitting .347, and was a dominating force on defense, with only four errors in 223 total chances for a .982 fielding percentage. He was the only Sun Devil to start all 58 games, and made starts at second base, third base and shortstop. Also named to the *Baseball America* and

Collegiate Baseball freshman All-America teams, Pedroia was the starting shortstop for the USA Baseball National Team. He ended the season with a season long 11-game hitting streak intact.

SUN DEVILS DOMINATE 2002 ALL-PAC-10 TEAM

Arizona State baseball players Jeremy West, Andre Ethier and Dustin Pedroia were all named to the All-Pacific-10 Conference First Team, and nine other Sun Devils earned honorable mention distinction when the 2002 Pac-10 baseball awards were announced. In addition to West, Ethier and Pedroia being named to the first team, senior catcher Cesar Castillo (Yuma), sophomore pitcher Mike Esposito (Las Vegas), senior infielder Sergio Garcia (Paramount, Calif.), sophomore utility player Steve Garrabrants (Phoenix), freshman third baseman Jeff Larish (Tempe), junior pitcher Jered Liebeck (Glendale), junior pitcher Robbie McClellan (Liberal, Kan.), sophomore relief pitcher Ryan Schroyer (Casa Grande) and senior outfielder Jon Sheaffer (Mesa) all earned honorable mention awards. Garcia has now earned honorable mention in back-to-back years from the Big 12 at Oklahoma last year and from the Pac-10 this year.

44 FLAVORS

Looking to find the perfect starting lineup was a tall task for the Devils in 2002 as head coach Pat Murphy used a different starting lineup in 36 of the last 42 games, and 44 different lineup combinations overall, during the 2002 season. ASU has also mixed and matched for 31 different starting lineups by position.

TWO OUTS...SO WHAT?

In the 15-2 win over UCLA (4/14), Arizona State scored 12 of its 15 runs with two outs, a trend that carried on throughout the 2002 season. ASU also had a big night in a 16-7 win over Portland (5/13), scoring 12 of the 16 runs with two outs. Looking back at all 58 games in 2002, the Devils maintained the two-out phenomenon, scoring over half of their runs with two outs. The Sun Devils tabbed 84 (19 percent) runs with no outs, 134 with one out (30 percent) and a remarkable 232 of 450 total runs (52 percent) with two outs. As a team, the Sun Devils finished the year hitting .312 (202x648) with two outs and recorded 165 total two-out RBI.

A NIGHT TO REMEMBER: ESPOSITO STRIKES OUT 17 VS. WASHINGTON

Here is how Esposito's 17-strikeout game ranks among the top performances in ASU school history: It is the most by a Sun Devil pitcher since Ryan Mills struck out 17 vs. Southern Illinois in 1997, and no one has had more in a Sun Devil uniform since the 1973 season. Esposito was set to return for his junior season in 2003, but opted to sign a professional contract at the last minute with the Colorado Rockies.

- 22—Sterling Slaughter, 3/18/63 vs. CSU
- 21—Eddie Bane, 4/17/2 vs. LaVerne (14 inn.)
- 20—Jim Otten, 5/23/73 vs. BYU
- 19—Eddie Bane, 6/1/73 vs. Denver
- 19—Eddie Bane, 3/2/73 vs. CS-Northridge (ASU's only perfect game)
- 18—Gary Gentry, 5/22/67 vs. Arizona
- 17—Mike Esposito, 3/29/02 vs. Washington
- 17—Ryan Mills, 2/14/97 vs. Southern Illinois
- 17—Sean Rees, 3/9/90 vs. California

HITTING FOR THE CYCLE... IN THE FIRST INNING

In what may be one of the rarest feats of Arizona State baseball history, the Devils led off the Feb. 9 game vs. Tennessee in grand fashion with the first four hitters combining to hit for the cycle in the first inning. Leadoff hitter Steve Garrabrants led off the game with a first-pitch home run, then Dustin Pedroia followed with a double, then Rod Allen singled, and to cap off the amazing event, Jeremy West tripled to give ASU the early 2-0 lead.



2002

GAME RESULTS

Game Date	Opposing Team	Score	R-H-E	R-H-E	Inn.	Overall	Pac-10	Pitcher of Record	Attend.	Time
Jan. 31, 2002#	OREGON STATE	W, 13-5	13-18-3	5-7-3	9	1-0-0	0-0-0	Esposito (W, 1-0)	1,859	3:27
Feb. 1, 2002#	SOUTHERN UTAH	W, 12-0	12-12-0	0-3-4	9	2-0-0	0-0-0	Schroyer (W, 1-0)	1,846	2:42
Feb. 2, 2002#	ORAL ROBERTS	W, 5-4	5-9-1	4-6-2	9	3-0-0	0-0-0	McClellan (W, 1-0)	2,049	2:50
Feb. 3, 2002#	SOUTHERN UTAH	W, 6-2	6-8-1	2-6-2	9	4-0-0	0-0-0	Sanchez (W, 1-0)	1,716	2:35
Feb. 8, 2002	TENNESSEE	W, 7-4	7-6-2	4-10-2	9	5-0-0	0-0-0	McClellan (W, 2-0)	2,229	3:27
Feb. 9, 2002	TENNESSEE	W, 8-1	8-15-0	1-7-0	9	6-0-0	0-0-0	Esposito (W, 2-0)	3,251	2:27
Feb. 10, 2002	TENNESSEE	W, 5-4	5-7-3	4-6-1	9	7-0-0	0-0-0	Kartler (W, 1-0)	2,961	2:48
Feb. 15, 2002	at Florida State	L, 4-9	4-13-0	9-15-1	9	7-1-0	0-0-0	Schroyer (L, 1-1)	3,065	3:08
Feb. 16, 2002	at Florida State	L, 3-5	3-13-1	5-8-1	9	7-2-0	0-0-0	Esposito (L, 2-1)	4,467	2:52
Feb. 17, 2002	at Florida State	L, 4-6	4-7-2	6-7-1	9	7-3-0	0-0-0	McClellan (L, 2-1)	3,864	2:36
Feb. 22, 2002	CS-FULLERTON	L, 2-3	2-5-1	3-6-3	9	7-4-0	0-0-0	Esposito (L, 2-2)	2,829	2:40
Feb. 23, 2002	CS-FULLERTON	W, 9-4	9-11-1	4-7-2	9	8-4-0	0-0-0	Jackson (W, 1-0)	2,958	3:17
Feb. 24, 2002	CS-FULLERTON	L, 5-7	5-9-2	7-8-2	9	8-5-0	0-0-0	McClellan (L, 2-2)	2,566	2:46
March 1, 2002	LOYOLA MARYMOUNT	W, 15-2	15-16-3	2-8-4	9	9-5-0	0-0-0	Esposito (W, 3-2)	1,956	3:23
March 2, 2002	LOYOLA MARYMOUNT	W, 7-2	7-7-0	2-3-3	9	10-5-0	0-0-0	McClellan (W, 3-2)	2,129	2:46
March 3, 2002	LOYOLA MARYMOUNT	W, 10-5	10-14-2	5-8-0	9	11-5-0	0-0-0	Kartler (W, 2-0)	2,164	3:35
March 5, 2002	NEW MEXICO STATE	W, 10-5	10-8-1	5-4-2	9	12-5-0	0-0-0	Jackson (W, 2-0)	1,541	2:45
March 8, 2002^	UNLV	W, 10-0	10-9-0	0-4-0	7	13-5-0	0-0-0	McClellan (W, 4-2)	2,254	2:14
March 9, 2002^	ST. JOHN'S	W, 11-1	11-11-1	1-7-4	9	14-5-0	0-0-0	Esposito (W, 4-2)	2,187	3:01
March 10, 2002^	OKLAHOMA STATE	W, 7-2	7-5-0	2-5-2	9	15-5-0	0-0-0	Jackson (W, 3-0)	2,220	3:00
March 12, 2002	at New Mexico State	L, 7-8	7-9-1	8-10-4	9	15-6-0	0-0-0	Sopko (L, 0-1)	641	3:15
March 15, 2002	OKLAHOMA	L, 3-6	3-8-2	6-9-1	9	15-7-0	0-0-0	Esposito (L, 4-3)	2,242	3:05
March 16, 2002	OKLAHOMA	W, 6-4	6-11-0	4-7-2	9	16-7-0	0-0-0	McClellan (W, 5-2)	2,654	2:34
March 17, 2002	OKLAHOMA	L, 5-7	5-7-1	7-13-0	9	16-8-0	0-0-0	Kartler (L, 2-1)	2,086	2:58
March 22, 2002*	at Arizona	W, 9-7	9-9-1	7-8-6	9	17-8-0	1-0-0	Sopko (W, 1-1)	2,133	3:25
March 23, 2002*	at Arizona	W, 10-6	10-15-2	6-11-2	9	18-8-0	2-0-0	Esposito (W, 5-3)	2,284	3:04
March 24, 2002*	at Arizona	L, 1-10	1-5-0	10-10-2	9	18-9-0	2-1-0	Kartler (L, 2-2)	1,448	2:23
March 28, 2002*	WASHINGTON	L, 11-14	11-12-1	14-14-3	9	18-10-0	2-2-0	Kartler (L, 2-3)	2,881	3:42
March 29, 2002*	WASHINGTON	W, 8-3	8-9-4	3-8-3	9	19-10-0	3-2-0	Esposito (W, 6-3)	2,352	3:16
March 30, 2002*	WASHINGTON	W, 13-6	13-20-2	6-9-0	9	20-10-0	4-2-0	Arguello (W, 1-0)	2,637	3:14
April 1, 2002	at UNLV	L, 7-11	7-11-4	11-11-2	9	20-11-0	4-2-0	Liebeck (L, 0-1)	423	3:20
April 5, 2002*	at Washington State	L, 4-7	4-3-3	7-13-2	9	20-12-0	4-3-0	Esposito (L, 6-4)	751	2:34
April 6, 2002*	at Washington State	W, 13-7	13-14-3	7-12-2	9	21-12-0	5-3-0	Schroyer (W, 2-1)	587	3:24
April 7, 2002*	at Washington State	W, 22-4	22-21-0	4-12-2	9	22-12-0	6-3-0	McClellan (W, 6-2)	478	3:05
April 12, 2002*	at UCLA	W, 4-3	4-12-1	3-6-0	(11)	23-12-0	7-3-0	Schroyer (W, 3-1)	637	3:33
April 13, 2002*	at UCLA	L, 2-10	2-8-2	10-11-0	9	23-13-0	7-4-0	Kartler (L, 2-4)	661	2:43
April 14, 2002*	at UCLA	W, 15-2	15-14-0	2-5-0	9	24-13-0	8-4-0	McClellan (W, 7-2)	583	3:04
April 19, 2002*	CALIFORNIA	L, 5-9	5-8-1	9-12-2	9	24-14-0	8-5-0	Esposito (L, 6-5)	3,132	3:19
April 20, 2002*	CALIFORNIA	W, 4-3	4-10-0	3-13-1	(10)	25-14-0	9-5-0	Schroyer (W, 4-1)	2,188	3:32
April 21, 2002*	CALIFORNIA	L, 3-9	3-9-2	9-13-0	9	25-15-0	9-6-0	McClellan (L, 7-3)	2,096	3:23
April 24, 2002\$	at Oklahoma	W, 7-5	7-6-1	5-6-2	9	26-15-0	9-6-0	Sopko (W, 2-1)	2,598	3:05
April 26, 2002	at Notre Dame	L, 4-9	4-5-4	9-9-3	9	26-16-0	9-6-0	McClellan (L, 7-4)	2,900	3:06
April 30, 2002	NEW MEXICO STATE	W, 14-2	14-19-1	2-5-1	9	27-16-0	9-6-0	Esposito (W, 7-5)	1,644	2:52
May 10, 2002*	at Stanford	L, 3-5	3-8-1	5-8-1	9	27-17-0	9-7-0	Arguello (L, 1-1)	3,621	2:48
May 11, 2002*	at Stanford	W, 10-2	10-13-0	2-10-0	9	28-17-0	10-7-0	Esposito (W, 8-5)	3,086	3:19
May 12, 2002*	at Stanford	L, 1-3	1-9-0	3-6-1	9	28-18-0	10-8-0	McClellan (L, 7-5)	2,607	2:54
May 14, 2002	PORTLAND	W, 14-2	14-13-0	2-10-1	7	29-18-0	10-8-0	Arguello (W, 2-1)	1,674	2:22
May 15, 2002	PORTLAND	W, 16-7	16-14-1	7-12-1	9	30-18-0	10-8-0	Liebeck (W, 1-1)	1,487	3:10
May 17, 2002*	USC	W, 3-1	3-8-0	1-8-0	9	31-18-0	11-8-0	Liebeck (W, 2-1)	2,084	2:40
May 18, 2002*	USC	L, 5-9	5-7-1	9-8-2	9	31-19-0	11-9-0	Sopko (L, 2-2)	2,887	3:21
May 19, 2002*	USC	W, 17-8	17-19-1	8-9-0	9	32-19-0	12-9-0	Arguello (W, 3-1)	2,165	3:30
May 24, 2002*	OREGON STATE	W, 13-7	13-15-1	7-9-3	9	33-19-0	13-9-0	Kartler (W, 3-4)	2,132	3:57
May 25, 2002*	OREGON STATE	W, 9-8	9-14-3	8-14-3	9	34-19-0	14-9-0	Kartler (W, 4-4)	2,030	3:47
May 26, 2002*	OREGON STATE	W, 5-2	5-8-1	2-13-1	9	35-19-0	15-9-0	Esposito (W, 9-5)	1,921	2:49
May 31, 2002%	SAN DIEGO	W, 6-3	6-14-1	3-6-0	9	36-19-0	15-9-0	Arguello (W, 4-1)	2,745	2:59
June 1, 2002%	at Houston	L, 4-8	4-5-2	8-13-3	9	36-20-0	15-9-0	Esposito (L, 9-6)	1,559	2:37
June 1, 2002%	at San Diego	W, 11-1	11-14-0	1-7-2	9	37-20-0	15-9-0	Arguello (W, 5-1)	1,004	3:11
June 2, 2002%	HOUSTON	L, 3-8	3-9-2	8-16-2	9	37-21-0	15-9-0	McClellan (L, 7-6)	1,413	3:07

* Pac-10 Conference game

Bill Kajikawa Baseball Classic

^ Bob Schaefer Memorial Classic

% NCAA West Regional, Mesa, Ariz.

\$ Game Played at Southwestern Bell Bricktown Ballpark, Oklahoma City, Okla.

() Extra-inning game

2002

OVERALL STATS

RECORD: 37-21 HOME: 29-10 AWAY: 8-11 PAC-10: 15-9 POSTSEASON: 2-2

BY BATTING AVG.

Player	AVG.	GP	GS	AB	R	H	2B	3B	HR	RBI	TB	SLG%	BB	HBP	SO	GDP	OB%	SF	SH	SB	ATT	PO	A	E	FLD%
28 Jon Sheaffer	.364	38	31	110	31	40	6	1	0	19	48	.436	14	4	19	3	.446	2	2	8	12	69	1	0	1.000
14 Andre Ethier	.363	48	48	182	38	66	14	3	4	50	98	.538	32	3	20	4	.459	3	0	1	4	115	3	5	.959
8 Jeremy West	.356	56	56	208	55	74	18	4	13	71	139	.668	29	13	31	5	.450	8	0	0	0	427	31	5	.989
2 Dustin Pedroia	.347	58	58	236	51	82	13	2	1	45	102	.432	24	5	19	5	.417	1	1	5	9	57	163	4	.982
9 Steve Garabrants	.337	51	51	202	55	68	15	7	2	33	103	.510	36	8	42	2	.446	5	0	16	22	62	54	10	.921
3 Sergio Garcia	.336	49	32	113	30	38	4	0	1	14	45	.398	20	6	11	2	.460	0	1	16	22	76	99	5	.972
11 Jeff Larish	.328	34	33	128	31	42	4	3	3	24	61	.477	29	0	19	3	.447	2	0	0	1	30	45	5	.938
5 Dennis Wyrick	.315	25	24	73	11	23	4	0	0	10	27	.370	6	2	12	3	.378	1	0	3	3	66	25	5	.948
62 Cesar Castillo	.287	40	28	94	22	27	8	1	1	20	40	.426	15	5	17	4	.409	1	2	3	3	225	26	7	.973
10 Rod Allen	.278	56	53	209	46	58	15	2	6	50	95	.455	20	9	38	6	.364	1	1	14	16	94	3	1	.990
17 Ryan McKenna	.265	39	20	83	15	22	3	1	1	15	30	.361	14	3	18	1	.382	2	0	2	3	28	0	0	1.000
16 Nick Cadena	.239	38	19	92	14	22	2	0	6	28	42	.457	6	1	23	2	.290	1	0	1	1	20	0	1	.952
27 Bryce Kartler	.250	11	4	16	3	4	3	0	0	4	7	.438	8	3	4	1	.556	0	0	0	0	2	13	5	.750
60 Garrett Schoenberger	.250	4	0	4	0	1	0	0	0	0	1	.250	0	0	1	0	.250	0	0	0	0	0	0	0	.000
4 Doug Schutt	.231	30	14	52	15	12	1	1	0	4	15	.288	13	0	4	3	.373	2	3	7	8	17	0	1	.944
6 Ian Kinsler	.230	29	17	61	5	14	2	0	0	9	16	.262	2	0	10	1	.246	2	1	4	4	21	47	8	.895
20 Nick Walsh	.219	41	14	64	19	14	2	0	0	9	16	.250	20	7	12	4	.446	1	2	4	5	2	6	0	1.000
19 Joel Bocchi	.214	17	8	28	3	6	1	1	0	3	9	.321	6	1	5	2	.371	0	0	0	0	68	16	3	.966
39 Tuffy Gosewisch	.128	30	12	39	6	5	0	0	0	2	5	.128	4	0	12	4	.209	0	0	0	0	117	11	1	.992
Totals	.310	58	58	1,994	450	618	115	26	38	410	899	.451	298	70	317	55	.412	32	13	84	113	1,529	612	74	.967
Opponents	.263	58	58	1,942	297	511	83	4	36	251	710	.366	239	56	471	46	.357	22	30	82	108	1,481	633	99	.955

LOB: Team—477, Opp.—463. DPs turned: Team—52, Opp.—68. IBB: Team—8: Allen 3, West 2, Larish 1, Ethier 1, Garrabrants 1, Opp.—9. Picked off: Allen 1, Wyrick 1, McKenna 1, Garcia 1, Kinsler 1, Sheaffer 1.

BY EARNED RUN AVG.

Player	ERA	W	L	APP	GS	CG	SHO	CBO	SV	IP	H	R	ER	BB	SO	2B	3B	HR	AB	B/Avg.	WP	HBP	BK	SFA	SHA
48 Carlos Arguello	2.01	5	1	14	3	1	0	0	0	40.1	38	10	9	9	30	6	0	2	153	.248	1	2	0	1	0
12 Ryan Schroyer	2.37	4	1	25	4	0	0	1	8	60.2	50	18	16	35	75	8	0	1	219	.228	2	6	1	2	5
23 Mike Esposito	3.72	9	6	17	17	3	0	0	0	104.0	109	58	43	31	93	16	1	6	403	.270	8	9	0	4	9
50 Robbie McClellan	4.73	7	6	21	14	2	1	0	1	97.0	94	59	51	51	91	18	1	9	364	.258	12	6	6	7	4
47 Jered Liebeck	5.20	2	1	14	7	0	0	0	1	45.0	53	29	26	16	38	4	0	8	181	.293	2	5	5	1	3
27 Bryce Kartler	5.46	4	4	19	9	0	0	0	0	62.2	55	46	38	37	56	10	0	2	229	.240	11	18	4	2	5
41 Mark Sopko	5.56	2	2	25	0	0	0	0	1	34.0	33	25	21	17	26	8	0	4	123	.268	1	4	0	1	2
42 Josh Smith	0.00	0	0	1	0	0	0	1	0	1.0	0	0	0	0	1	0	0	0	3	.000	0	0	0	0	0
54 Miguel Sanchez	2.38	1	0	3	2	0	0	0	0	11.1	9	5	3	4	10	1	0	1	42	.214	1	0	1	0	1
59 Aaron Klusman	6.45	0	0	15	0	0	0	1	0	22.1	28	17	16	18	22	4	1	0	90	.311	5	4	0	2	0
38 Josh Perrault	6.97	0	0	9	2	0	0	1	0	10.1	20	9	8	3	8	3	0	1	49	.408	2	1	0	1	1
13 J.J. Jackson	7.71	3	0	14	0	0	0	0	0	21.0	22	21	18	18	21	5	1	2	86	.256	7	1	0	1	0
Totals	4.40	37	21	58	58	6	2	1	11	509.2	511	297	249	239	471	83	4	36	1,942	.263	52	56	17	22	30
Opponents	7.09	21	37	58	58	3	0	0	9	493.2	618	450	389	298	317	115	26	38	1,994	.310	47	70	14	32	13

PB: Team—13: Wyrick 5, Gosewisch 4, Bocchi 3, Castillo 1; Opp.—11. Pickoffs: Team—6: Kartler 2, McClellan 1, Esposito 1, Schroyer 1, Sopko 1; Opp.—6. SBA-ATT: Castillo (35-49), Esposito (20-24), Gosewisch (19-21), McClellan (17-21), Wyrick (15-19), Bocchi (13-15), Liebeck (11-13), Sopko (7-13), Kartler (9-12), Schroyer (5-8), Klusman (6-6), Arguello (3-5), Jackson (2-4), Sanchez (1-1), Perrault (1-1).

2002 HONORS




Andre Ethier



Dustin Pedroia



Jeremy West



Rodney Allen

**Baseball America's
Freshman All-America Team**
Dustin Pedroia, INF (second team)

**Louisville Slugger/Collegiate
Baseball Freshman All-America
Team**

Dustin Pedroia, INF (first team)
Jeff Larish, INF (honorable mention)
Mark Sopko, RHP (honorable mention)

ABCA All-West District Team
Casey Myers, C (first team)
Rod Allen, OF (second team)


All-Pac-10 Team
Dustin Pedroia, INF (first team)
Andre Ethier, OF (first team)
Jeremy West, 1B (first team)
Cesar Castillo, C (honorable mention)
Mike Esposito, RHP (honorable mention)
Sergio Garcia, INF (honorable mention)
Steve Garabrants, INF (honorable mention)
Jeff Larish, INF (honorable mention)
Jered Liebeck, RHP (honorable mention)
Robbie McClellan, RHP (honorable mention)
Ryan Schroyer, RHP (honorable mention)
Jon Sheaffer, RHP (honorable mention)

Pac-10 Pitcher of the Week
Robbie McClellan (March 12)
Mike Esposito (April 1)

Pac-10 Player of the Week
Jeremy West (April 8, May 20)
Andre Ethier (March 25)

**Collegiate Baseball
National Players of the Week**
Ryan Schroyer (Feb. 4)
Mike Esposito (April 1)

All-Pac-10 Academic Team
Ryan McKenna (first team)
Aaron Klusman (second team)
Cesar Castillo (second team)
Mike Esposito (honorable mention)
Ryan Schroyer (honorable mention)
Nick Walsh (honorable mention)



Robbie McClellan

**NCAA Mesa Regional
All-Tournament Team**
Cesar Castillo (.385, 1 HR, 3 RBI)
Rod Allen (.400, 1 HR, 3 RBI)
Dustin Pedroia (.500, 10 H, 4 RBI)
Carlos Arguello (2-0, 0.82 ERA, 8 K's)

MLB Amateur Draft
Mike Esposito—12th round (Rockies)
Jon Sheaffer—19th round (Yankees)
Bryce Kartler—48th round (Indians)
Cesar Castillo—free agent (White Sox)
Sergio Garcia—free agent (Dodgers)

SUN DEVIL BASEBALL AWARDS
Mr. Fireman: Ryan Schroyer
Outstanding Offensive Players: Andre Ethier,
Jeremy West
Outstanding Defensive Player:
Dustin Pedroia
Newcomers of the Year: Robbie McClellan,
Jeff Larish
Pitcher of the Year: Mike Esposito
Jim Brock—Mr. Sun Devil: Cesar Castillo
Bobby Winkles Award: Steve Garabrants
Jim Henderson Courageous Performance
Award: Sergio Garcia
Developmental MVP: Nick Cadena
On-Deck Circle MVP: Dustin Pedroia

**NCAA STATISTICS
TEAM LEADERS**
Fielding
27. Arizona State (.967)
INDIVIDUAL LEADERS
Runs Batted In Per Game
21. Jeremy West (1.29)
Triples Per Game
9. Steve Garabrants (.15)

**PAC-10 STATISTICS
OFFENSIVE TEAM LEADERS**
Walks

1. Arizona State (298)

Triples

2. Arizona State (26)

On-Base Percentage

1. Arizona State (.412)

Stolen Bases

2. Arizona State (84)

Fewest Strikeouts (hitting)

1. Arizona State (317)

PITCHING TEAM LEADERS
Lowest Earned Run Average

2. Arizona State (4.40)

Batters Struck Out (pitching)

1. Arizona State (471)

Fewest Runs Allowed

1. Arizona State (297)

Lowest Opposing Batting Average

2. Arizona State (.263)

Fewest Hits Allowed

1. Arizona State (511)

INDIVIDUAL LEADERS
Triples

1. Steve Garabrants (7)

RBI

1. Jeremy West (71)

Earned Run Average

1. Ryan Schroyer (2.37)

Saves

2. Ryan Schroyer (8)

Opposing Batting Average

1. Ryan Schroyer (.228)

Stolen Bases

4. Steve Garabrants (16)

Sergio Garcia (16)

Slugging Pct.

3. Jeremy West (.668)



2002

PAC-10 REVIEW

2002 PAC-10 BASEBALL STANDINGS

	CONFERENCE			OVERALL		
	W	L	PCT	W	L	PCT
1. USC*#	17	7	.708	37	24	.607
2. Stanford*#!	16	8	.667	47	18	.723
3. Arizona State*	15	9	.625	37	21	.638
Washington*	15	9	.625	33	27	.549
5. California	11	13	.458	29	27	.518
6. Oregon State	10	14	.417	31	23	.574
7. UCLA	9	15	.375	26	35	.426
Arizona	9	15	.375	31	24	.564
9. Washington St.	6	18	.250	21	33	.389

* NCAA Tournament

NCAA Super Regional

! College World Series


2002 PAC-10 ACADEMIC TEAM

First Team

Name	School	Yr.	GPA	Major
Stephen Copeland	OSU	Jr.	3.75	Mathematics
Scott Dragicevich	Stan.	Sr.	3.37	Economics
Chris Goodman	Ariz.	So.	4.00	Pre-Business
Collin Henderson	WSU	So.	3.60	Sport Mgmt.
John Hudgins	Stan.	So.	3.56	Undeclared
Ryan McKenna	ASU	So.	3.65	Interdis. Study
Micheal Morales	USC	Jr.	3.74	Business
Nick Mosich	USC	Jr.	3.53	Business
Chris O'Riordan	Stan.	Sr.	3.47	Political Sci.
Brandon Reddinger	WSU	So.	3.90	Undeclared

Second Team

Name	School	Yr.	GPA	Major
Ryan Atkinson	Cal.	Sr.	3.46	Bus. Admin.
Matt Brown	Cal.	So.	3.37	Undeclared
Cesar Castillo	ASU	Sr.	3.21	Secondary Ed.
Jason Cooper	Stan.	So.	3.37	Undeclared
Michael Done	Wash.	Sr.	3.22	Marketing
Ryan Garko	Stan.	Jr.	3.17	Amer. Studies
Jeremy Guthrie	Stan.	Jr.	3.14	Sociology
Aaron Klusman	ASU	So.	3.49	Management
Carlos Quentin	Stan.	So.	3.21	Undeclared
Ken Riley	Ariz.	Jr.	3.55	Business



2002 ALL-PAC-10 TEAM

PLAYER OF THE YEAR: Alberto Concepcion, USC

PITCHER OF THE YEAR: Jeremy Guthrie, Stanford

COACH OF THE YEAR: Mike Gillespie, USC

Name	School	Pos.	Yr.
Brian Barden (2)	OSU	3B	Jr.
John Baker	Cal.	C	Jr.
Brian Barre (2)	USC	CF	Sr.
John Cooper	Stan.	UT	Jr.
Tyler Davidson	Wash.	RF	Jr.
Andre Ethier	ASU	OF	So.
Sam Fuld (2)	Stan.	OF	So.
Ryan Garko	Stan.	C	Jr.
Bookie Gates	WSU	2B	Sr.
Brad Hassey	Ariz.	SS	Sr.
Conor Jackson	Cal.	1B	So.
Shawn Kohn	Wash.	RHP	Sr.
Joey Metropoulos	USC	DH	Fr.
Chris O'Riordan (2)	Stan.	2B	Sr.
Bill Peavey	USC	1B	Sr.
Dustin Pedroia	ASU	INF.	Fr.
Carlos Quentin (2)	Stan.	OF	So.
Anthony Reyes	USC	RHP	Jr.
Jeremy West	ASU	1B	So.
Wes Whisler	UCLA	RHP/1B	Fr.

(2) Two-time all-conference selection

ASU HONORABLE MENTION

Cesar Castillo, Mike Esposito, Sergio Garcia, Steve Garrabrants, Jeff Larish, Jered Liebeck, Robbie McClellan, Ryan Schroyer, Jon Sheaffer

PAC-10 BATTING LEADERS

Team Batting Avg.

Stanford	.318
USC	.317
Arizona State	.310
Washington State	.308
Washington	.304
Oregon State	.302
UCLA	.302
California	.289
Arizona	.289

Individual Batting Avg.

Baker, Cal.	.383
C. Jackson, Cal.	.382
Fuld, Stan.	.375
Hart, WSU	.370
LaRue, WSU	.367
Concepcion, USC	.363
Arhart, UCLA	.363
Ethier, ASU	.363
Gates, WSU	.362
Peavey, USC	.361

PAC-10 PITCHING LEADERS

Team Pitching

Stanford	3.97
Arizona State	4.40
California	5.05
Arizona	5.24
Washington	5.40
Oregon State	5.60
USC	5.66
UCLA	5.76
Washington State	7.57

Individual Pitching

Schroyer, ASU	2.37
Guthrie, Stan.	2.51
Kohn, Wash.	3.22
Hutchinson, Cal.	3.38
Reyes, USC	3.44
Bt. Bannister, USC	3.56
Brown, Cal.	3.70
Esposito, ASU	3.72
Campos, USC	3.84
Whisler, UCLA	4.06

PAC-10 FIELDING LEADERS

Team Fielding

Stanford	.971
California	.967
Arizona State	.967
Washington	.965
UCLA	.963
Oregon State	.962
USC	.961
Arizona	.958
Washington State	.954



Ryan Schroyer

Sun Devils IN THE PROS

2002 Teams and Statistics



Mike Collins



Willie Bloomquist




Cesar Castillo




Brooks Conrad



Jon Sheaffer



Mitch Jones



Ryan Mills



Jeff Duncan

Sun Devils in the Majors (9)

Pitchers

Sean Lowe
Gabe Molina

MLB Team

Pirates/Rockies
St. Louis Cardinals

W-L	ERA	G	SV	IP	H	BB	SO
5-2	5.58	50	0	77.1	95	40	62
1-0	1.59	12	0	11.1	6	6	4

Players

Mike Benjamin
Willie Bloomquist, UTL
Barry Bonds, LF
Jacob Cruz, OF
Paul Lo Duca, C
Cody McKay, C
Fernando Viña, 2B

MLB Team

Pittsburgh Pirates
Seattle Mariners
San Francisco Giants
Detroit Tigers
Los Angeles Dodgers
Oakland Athletics
St. Louis Cardinals

AVG.	AB	R	H	2B	3B	HR	RBI
.145	117	6	17	2	1	0	3
.455	33	11	15	4	0	0	7
.370	400	116	148	31	2	45	108
.273	88	12	24	3	1	2	6
.282	575	72	162	38	1	10	62
.667	3	0	2	0	0	0	2
.272	617	75	168	29	5	1	54

Sun Devils in the Minors (43)

Pitchers

Ryan Bradley

Team (Class)

Columbus (AAA, Yankees)
Tampa (A, Yankees)
Carolina (AA, Rockies)
Missoula (R, Diamondbacks)
Harrisburg (AA, Expos)
Ottawa (AAA, Expos)
Carolina (AA, Rockies)
Kinston (A, Indians)
Hickory (A, Pirates)
New Britain (AA, Twins)
Memphis (AAA, Cardinals)
River City (Independent)
Forth Worth (Independent)
GCL Rangers (R, Rangers)
AZL Brewers (R, Brewers)
Bakersfield (A, Tampa Bay)
Auburn (A, Blue Jays)

W-L	ERA	G	SV	IP	H	BB	SO
0-0	18.00	1	0	1.0	4	0	1
0-2	5.68	5	0	6.1	2	3	7
1-2	12.38	5	0	8.0	13	6	7
2-5	2.61	22	3	62.0	55	12	54
2-3	3.64	21	3	59.1	69	20	32
0-2	5.40	19	0	25.0	26	8	11
Did Not Pitch							
1-0	5.79	6	1	9.1	13	4	8
0-2	3.80	37	2	45.0	43	18	34
3-11	5.37	26	0	105.2	117	68	68
5-4	2.14	56	12	71.1	60	24	54
5-3	5.69	13	1	55.1	64	28	37
0-0	3.38	3	0	2.2	4	3	1
0-1	1.17	4	1	7.2	2	1	9
0-0	2.57	5	0	14.0	6	7	22
7-5	4.27	20	0	103.1	108	26	129
4-3	5.43	17	0	39.1	36	15	25

Players

Andrew Beinbrink

Team (Class)

Orlando (AA, Devil Rays)
Durham (AAA, Devil Rays)
Tacoma (AAA, Mariners)
Tulsa (AA, Rangers)
Oklahoma (AAA, Rangers)
AZL White Sox (R, White Sox)
Jacksonville (AA, Dodgers)
Michigan (A, Astros)
Toledo (AAA, Tigers)
Brevard County (A, Expos)
Lincoln (Independent)
Columbia (A, Mets)
St. Lucie (A, Mets)
Lynchburg (A, Pirates)
GCL Dodgers (R, Dodgers)
Gary (Independent)
Tulsa (AA, Rangers)
Tampa (A, Yankees)
Norwich (AA, Yankees)
AZL White Sox (R, White Sox)
Yuma (Independent)
South Bend (A, Diamondbacks)
Sioux City (Independent)
Sacramento (AAA, Athletics)
Ottawa (AAA, Expos)
Harrisburg (AA, Expos)
Arkansas (AA, Angels)
Altoona (AA, Pirates)
Modesto (A, Athletics)
Lakewood (A, Phillies)
Batavia (A, Phillies)
Mexicali (AAA, Mexican)
Staten Island (A, Yankees)
Reading (AA, Phillies)
Spokane (R, Royals)

AVG.	AB	R	H	2B	3B	HR	RBI
.282	418	56	118	23	1	4	57
.375	8	1	3	1	0	0	1
.270	337	47	91	14	3	6	47
.227	300	37	68	14	4	2	19
.368	19	5	7	2	1	0	5
.293	58	9	17	3	2	0	7
.313	384	40	120	14	1	0	45
.287	499	94	143	25	14	14	94
.163	43	6	7	1	1	0	5
.241	170	22	41	11	2	3	14
.325	329	79	107	28	0	4	40
.393	150	33	59	10	2	4	17
.343	102	20	35	5	0	2	10
.301	539	85	162	27	5	10	52
.274	157	29	43	8	0	1	9
.355	62	11	22	3	0	2	11
.220	132	17	29	4	0	2	8
.266	229	36	61	19	0	13	49
.218	216	31	47	16	0	10	27
.228	127	15	29	8	1	2	16
.307	329	50	101	19	2	0	23
.171	105	10	18	7	0	0	5
.164	73	8	12	4	0	2	7
.288	378	55	109	16	1	13	57
.120	25	2	3	1	0	0	3
.225	169	20	38	5	4	3	20
.240	100	10	24	7	0	0	9
.245	237	27	58	10	2	6	33
.247	219	23	54	16	0	4	30
.281	405	45	114	31	4	7	59
.237	118	10	28	7	0	0	12
.303	241	40	73	12	0	12	42
.140	57	7	8	1	0	0	3
.252	385	59	97	21	6	9	57
.224	210	48	47	7	2	2	14

Dan Meier
Casey Myers
Jeff Phelps
Trent Pratt
Scott Samuels
Jon Sheaffer
Jim Siltzman
Mel Stocker